



***Oregon Masters Swimming
Awards Banquet***

***2013 Swimming Achievements
of Oregon LMSC Swimmers***

April 5, 2014

Table of Contents

National Placing for OMS	
Spring SCY Nationals – Indianapolis, IN.....	3
Summer LCM Nationals - Mission Viejo, CA	3
Long Distance Postal Events.....	3
USMS All-Star Awards.....	4
OMS Lifetime All-Star Awards.....	4
World and National Records	5
USMS Pool All-American Awards	
All-American Individual	6
All-American Relays	8
USMS Long Distance Awards	
All-American Individual	10
All-American Postal Relays	11
National Champions	12
National Individual Records	12
National Relay Records	13
Open Water Service Award	14
Postal Events Participation Award	15
OMS Long Distance Awards	
Open Water Team Champions	16
Open Water Series Champions	17
Mike Morehouse Spirit Award	17
Long Distance Postal Participation Award	18
Postal Series Champions	18
Megan Jendrick	19
Program.....	Centerfold
USMS Top Ten — Individual	
Short Course Yards (25 Yards).....	22
Short Course Meters (25 Meters)	23
Long Course Meters (50 Meters).....	29
USMS Top Ten — Relays	
Short Course Yards (25 Yards).....	32
Short Course Meters (25 Meters)	33
Long Course Meters (50 Meters).....	38

National Placing for OMS

Spring SCY Nationals – Indianapolis, IN

May 9-12, 2013

Combined (Male/Female) Team Scores for Regional Clubs

Oregon..... 11th of 19
14 swimmers; 338 points

Summer LCM Nationals - Mission Viejo, CA

August 7-11, 2013

Combined (Male/Female) Team Scores for Regional Clubs

Oregon..... 2nd of 20
31 swimmers; 811 points

Long Distance Postal Events

Combined (Male/Female) Team Scores for Regional Clubs

Oregon

1-Hour Postal*	1 st
3000 Yard Postal	1 st
6000 Yard Postal	1 st
5K Postal	1 st
10K Postal.....	2 nd

*Large Club Category

USMS All-Star Awards

Pool

Achieved the most number one finishes in their age group in Top Ten competition.

Joy Ward	70
Willard J Lamb	90

Long Distance

Must accumulate the highest number of points in a series of national championships held throughout the year.

Bob Bruce	COMA	Ralph Mohr	COMA
Matt Miller	RVM	Dave Radcliff	THB

OMS Lifetime All-Star Awards

A swimmer who is the top OMS Outstanding Swimmer for five years (pool or long distance), will achieve this elite category.

Pool

Karen Andrus-Hughes (2008) ~ Dennis Baker (2008)
Joy Ward (2007) ~ David Radcliff (2007)
Barbara Frid (2004) ~ Herb Eisenschmidt (2004)
Ginger Pierson (2004) ~ Andrew Holden (2004)
Lavelle Stoinoff (2004) ~ Robert Smith (2004)

Long Distance

David Radcliff (2007)
Steve Johnson (2006)

World and National Records

Individual

Name	Age Group	Course	Event	Time	Date	Record
Colette Crabbe	W55-59	LCM	50 Breast	38.55	8/11/2013	National
Joy Ward	W70-74	SCY	100 Back	1:21.68	4/14/2013	National
Joy Ward	W70-74	SCY	200 Back	2:57.22	4/14/2013	National
Tom Landis	M70-74	SCM	400 I.M.	6:17.67	4/28/2013	National
Willard Lamb	M90-94	SCY	200 Free	3:23.16	1/26/2013	National
Willard Lamb	M90-94	LCM	200 Free	3:41.77	8/11/2013	National, World
Willard Lamb	M90-94	SCM	400 Free	7:51.96	3/10/2013	National, World
Willard Lamb	M90-94	LCM	400 Free	8:09.14	8/11/2013	National, World
Willard Lamb	M90-94	SCY	500 Free	8:54.93	3/24/2013	National
Willard Lamb	M90-94	SCM	800 Free	16:20.40	4/28/2013	National, World
Willard Lamb	M90-94	LCM	800 Free	16:28.37	8/11/2013	National, World
Willard Lamb	M90-94	SCY	1000 Free	18:17.26	3/24/2013	National
Willard Lamb	M90-94	SCY	1000 Free	18:13.07	11/09/2013	National
Willard Lamb	M90-94	SCM	1500 Free	31:01.09	4/28/2013	National, World
Willard Lamb	M90-94	LCM	1500 Free	31:28.76	8/11/2013	National, World
Willard Lamb	M90-94	LCM	1500 Free	31:15.97	8/25/2013	National, World
Willard Lamb	M90-94	SCY	1650 Free	30:32.79	3/24/2013	National
Willard Lamb	M90-94	SCY	1650 Free	30:23.70	11/09/2013	National
Willard Lamb	M90-94	LCM	50 Back	54.96	8/25/2013	National
Willard Lamb	M90-94	SCM	100 Back	2:05.13	3/10/2013	National
Willard Lamb	M90-94	SCM	100 Back	1:59.76	4/28/2013	National
Willard Lamb	M90-94	LCM	100 Back	2:03.58	8/11/2013	National
Willard Lamb	M90-94	SCM	200 Back	4:29.29	4/28/2013	National
Willard Lamb	M90-94	LCM	200 Back	4:35.46	8/11/2013	National
Willard Lamb	M90-94	LCM	200 Back	4:30.54	8/25/2013	National

Relays

Women 200-239
 OREG
 1) Jenkins, Valerie
 3) Delmage, Arlene

Men 240-279
 OREG
 1) Mann, Steve
 3) Edwards, Wes

Men 280-319
 OREG
 1) Landis, Tom
 3) Bruce, Bob

Mixed 200-239
 OREG
 1) Jenkins, Valerie
 3) Stuntzner, Denise

400 LC Meter Medley Relay **8/25/2013**
 5:09.45 National, World
 2) Asch, Jill
 4) Andrus-Hughes, Karen

400 LC Meter Free Relay **8/25/2013**
 4:13.13 National, World
 2) Brockbank, Doug
 4) Tennant, Mike

800 LC Meter Free Relay **8/25/2013**
 10:28.53 National, World
 2) Radcliff, David
 4) Johnson, Steve

400 LC Meter Medley Relay **8/25/2013**
 4:49.68 World
 2) Allender, Patrick
 4) Washburne, Brent

USMS All-American—Individual

Ranked first in at least one SCY, SCM or LCM event in the Nation for the given year.

18 Swimmers

Name	Age Group	Event	Time	Course
Meghan F Zimmer	W18-24	100 Free	59.89	LCM
Amy J Holcomb	W30-34	1500 Free	19:16.83	SCM
Valerie G Jenkins	W50-54	100 Back	1:14.25	LCM
Arlene Delmage	W50-54	200 Fly	2:48.74	LCM
Mary Sweet	W55-59	1500 Free	20:06.45	SCM
Karen Andrus-Hughes	W55-59	100 Free	57.35	SCY
Karen Andrus-Hughes	W55-59	100 Free	1:06.94	LCM
Karen Andrus-Hughes	W55-59	200 Free	2:09.20	SCY
Karen Andrus-Hughes	W55-59	50 Back	29.97	SCY
Karen Andrus-Hughes	W55-59	50 Back	34.08	SCM
Karen Andrus-Hughes	W55-59	50 Back	35.20	LCM
Karen Andrus-Hughes	W55-59	100 Back	1:05.23	SCY
Karen Andrus-Hughes	W55-59	100 Back	1:15.22	SCM
Karen Andrus-Hughes	W55-59	100 Back	1:18.58	LCM
Karen Andrus-Hughes	W55-59	200 Back	2:24.00	SCY
Karen Andrus-Hughes	W55-59	200 Back	2:47.18	SCM
Karen Andrus-Hughes	W55-59	100 IM	1:16.31	SCM
Colette M Crabbe	W55-59	50 Breast	38.55	LCM
Colette M Crabbe	W55-59	100 Breast	1:25.70	LCM
Colette M Crabbe	W55-59	200 Breast	3:07.24	LCM
Colette M Crabbe	W55-59	200 IM	2:45.39	LCM
Colette M Crabbe	W55-59	400 IM	5:53.27	LCM
Janet Gettling	W65-69	50 Breast	43.52	SCM
Janet Gettling	W65-69	50 Breast	44.76	LCM
Sue C Calnek-Morris	W70-74	1500 Free	26:19.44	LCM
Barbara Frid	W70-74	50 Free	38.29	SCM
Barbara Frid	W70-74	100 Free	1:25.69	SCM
Barbara Frid	W70-74	200 Free	2:43.13	SCY
Barbara Frid	W70-74	50 Fly	35.68	SCY
Barbara Frid	W70-74	50 Fly	41.73	SCM
Barbara Frid	W70-74	100 IM	1:25.24	SCY
Joy Ward	W70-74	50 Back	37.16	SCY
Joy Ward	W70-74	50 Back	42.48	SCM
Joy Ward	W70-74	50 Back	43.99	LCM
Joy Ward	W70-74	100 Back	1:21.68	SCY
Joy Ward	W70-74	100 Back	1:32.48	SCM
Joy Ward	W70-74	100 Back	1:36.18	LCM
Joy Ward	W70-74	200 Back	2:57.22	SCY
Joy Ward	W70-74	200 Back	3:23.63	SCM
Joy Ward	W70-74	200 Back	3:27.14	LCM
Joy Ward	W70-74	50 Fly	44.15	LCM
Joy Ward	W70-74	100 Fly	1:33.95	SCY
Joy Ward	W70-74	100 Fly	1:46.81	SCM
Joy Ward	W70-74	100 Fly	1:50.85	LCM
Joy Ward	W70-74	200 Fly	3:37.22	SCY
Joy Ward	W70-74	200 Fly	3:53.70	SCM
Joy Ward	W70-74	200 Fly	4:17.24	LCM
Joy Ward	W70-74	200 IM	3:17.56	SCY
Joy Ward	W70-74	400 IM	7:00.38	SCY
Joy Ward	W70-74	400 IM	7:35.12	SCM

Name	Age Group	Event	Time	Course
Chip Polito	M35-39	800 Free	9:18.50	SCM
Chip Polito	M35-39	1500 Free	17:48.09	SCM
Dennis G Baker	M50-54	200 Free	2:06.04	SCM
Dennis G Baker	M50-54	1500 Free	17:42.01	SCM
Dennis G Baker	M50-54	100 Fly	1:02.23	SCM
Dennis G Baker	M50-54	200 Fly	2:19.12	SCM
Dennis G Baker	M50-54	200 Fly	2:16.12	LCM
Patrick Allender	M55-59	100 Breast	1:14.76	LCM
Patrick Allender	M55-59	200 Breast	2:42.40	LCM
Patrick Allender	M55-59	200 Breast	2:37.93	SCM
Wes Edwards	M60-64	100 Back	1:06.99	SCM
Wes Edwards	M60-64	200 Back	2:28.90	SCM
Tom Landis	M70-74	200 Free	2:10.48	SCY
Tom Landis	M70-74	400 Free	5:16.95	SCM
Tom Landis	M70-74	500 Free	6:02.35	SCY
Tom Landis	M70-74	800 Free	11:33.33	SCM
Tom Landis	M70-74	800 Free	11:43.14	LCM
Tom Landis	M70-74	1000 Free	12:20.51	SCY
Tom Landis	M70-74	1500 Free	21:40.77	SCM
Tom Landis	M70-74	1500 Free	22:03.10	LCM
Tom Landis	M70-74	1650 Free	20:57.52	SCY
Tom Landis	M70-74	200 Fly	2:53.22	SCY
Tom Landis	M70-74	200 IM	2:34.62	SCY
Tom Landis	M70-74	400 IM	5:37.35	SCY
Tom Landis	M70-74	400 IM	6:17.67	SCM
David A Radcliff	M75-79	200 Free	2:20.62	SCY
David A Radcliff	M75-79	200 Free	2:38.71	LCM
David A Radcliff	M75-79	400 Free	5:37.58	LCM
David A Radcliff	M75-79	500 Free	6:19.18	SCY
David A Radcliff	M75-79	800 Free	11:36.23	LCM
David A Radcliff	M75-79	1000 Free	12:48.35	SCY
David A Radcliff	M75-79	1650 Free	21:34.85	SCY
David A Radcliff	M75-79	1500 Free	21:46.15	LCM
Willard J Lamb	M90-94	50 Free	39.30	SCY
Willard J Lamb	M90-94	50 Free	42.69	SCM
Willard J Lamb	M90-94	100 Free	1:30.30	SCY
Willard J Lamb	M90-94	100 Free	1:39.29	SCM
Willard J Lamb	M90-94	100 Free	1:47.13	LCM
Willard J Lamb	M90-94	200 Free	3:23.16	SCY
Willard J Lamb	M90-94	200 Free	3:41.77	LCM
Willard J Lamb	M90-94	400 Free	7:51.96	SCM
Willard J Lamb	M90-94	400 Free	8:09.14	LCM
Willard J Lamb	M90-94	500 Free	8:54.93	SCY
Willard J Lamb	M90-94	800 Free	16:20.40	SCM
Willard J Lamb	M90-94	800 Free	16:28.37	LCM
Willard J Lamb	M90-94	1000 Free	18:17.26	SCY
Willard J Lamb	M90-94	1500 Free	31:01.09	SCM
Willard J Lamb	M90-94	1500 Free	31:15.97	LCM
Willard J Lamb	M90-94	1650 Free	30:32.79	SCY
Willard J Lamb	M90-94	50 Back	49.72	SCY
Willard J Lamb	M90-94	50 Back	56.39	SCM
Willard J Lamb	M90-94	50 Back	54.96	LCM
Willard J Lamb	M90-94	100 Back	1:51.21	SCY
Willard J Lamb	M90-94	100 Back	1:59.76	SCM
Willard J Lamb	M90-94	100 Back	2:03.58	LCM
Willard J Lamb	M90-94	200 Back	4:29.29	SCM
Willard J Lamb	M90-94	200 Back	4:30.54	LCM

USMS All-American Relays

Ranked first in at least one SCY, SCM or LCM event in the Nation for the given year.


Age Group	Event	Course	Time	Name (age)
W160-199	200 Free Relay	LCM	2:00.16	Jill M Asch (47) Janice M Campagna (53) Valerie G Jenkins (50) Meghan F Zimmer (24)
W200-239	200 Medley Relay	LCM	2:12.89	Valerie G Jenkins (50) Colette M Crabbe (57) Arlene Delmage (51) Karen Andrus-Hughes (56)
M35+	400 Medley Relay	SCY	4:00.47	Scot A Sullivan (46) Patrick Allender (54) Can (Jon) Ergenekan (40) Brent C Washburne (51)
M120-159	400 Free Relay	LCM	4:08.58	Jonathan G Matthews (34) Michael McGrath (29) Bill Clydesdale (46) Gabe G Duus (43)
M240-279	200 Free Relay	SCM	1:55.92	Steve A Mann (61) Tom Landis (71) Peter R Metzger (58) Kris Calvin (51)
M240-279	200 Medley Relay	SCM	2:11.17	Peter R Metzger (58) Jim A Ivelich (51) Tom Landis (71) Steve A Mann (61)
M240-279	200 Medley Relay	SCM	2:25.84	Karen Andrus-Hughes (56) Allen L Stark (64) Karon M Rakoz (53) Bob Kehoe (67)
M240-279	200 Medley Relay	SCM	2:56.37	George D Thayer (77) Janet Gettling (65) Bren Hirschberg (68) Peggy S Whiter (70)

continued on next page



Continued — USMS All-American Relays

Age Group	Event	Course	Time	Name (age)
M240-279	400 Free Relay	LCM	4:13.13	Steve A Mann (61) Doug Brockbank (60) Wes Edwards (60) Mike J Tennant (60)
M280-319	800 Free Relay	LCM	10:28.53	Tom Landis (71) David A Radcliff (79) Bob A Bruce (65) Steve M Johnson (65)
X100-119	400 Medley Relay	LCM	4:59.67	Serena H Johnson (36) Nick Wood (25) Jessica Stacy (24) Michael McGrath (29)
X200-239	200 Medley Relay	LCM	2:08.67	Valerie G Jenkins (50) Colette M Crabbe (57) Brent C Washburne (52) Eric Wan (47)
X200-239	400 Medley Relay	LCM	4:49.68	Valerie G Jenkins (50) Patrick Allender (55) Denise E Stuntzner (51) Brent C Washburne (52)
X280-319	800 Free Relay	LCM	12:26.57	Valerie G Jenkins (50) Willard J Lamb (91) Joy Ward (71) Tom Landis (71)



USMS Long Distance All-American Individual

Ranked first in at least one Long Distance National Championship

11 swimmers

Bob Bruce

10-km Postal

Can Ergenekan

3000-yd Postal

Steve Johnson

5-km Postal
3000-yd Postal
6000-yd Postal

Tom Landis

1-hour Postal
5-km Postal
3000-yd Postal

Hardy Lussier

10-km Postal

Matt Miller

2.4-mile Open Water
10-km Postal
6000-yd Postal

Ralph Mohr

1-mile Open Water

Jeff Nason

3000-yd Postal

Dave Radcliff

2.4-mile Open Water
5-km Open Water
1-hour Postal
3000-yd Postal
6000-yd Postal

Mary Sweat

1-hour Postal
5-km Postal
10-km Postal
3000-yd Postal
6000-yd Postal

Jayna Tomac

5-km Postal
10-km Postal
3000-yd Postal
6000-yd Postal



USMS Long Distance All-American Postal Relays

Ranked first in at least one Long Distance National Championship

36 swimmers

Kelsey Bowen

Bob Bruce

Kris Calvin

Marlys Cappaert

Anicia Criscione

Kris Denney

Can Ergenekan

Jen Feola

Tom Fristoe

Mark Frost

Serena Johnson

Steve Johnson

Tom Landis

Allen Larson

Hardy Lussier

Geri Mathewson

June Mather

Karen Matson

Osh McNulty

Matt Miller

Ralph Mohr

Jeff Nason

Sara Nelson

Sue Phillips

Jan Plesner

Dave Radcliff

Brooks Richardson

Gillian Salton

Connie Shuman

Denise Stuntzner

Jeanna Summers

Charlie Swanson

Mary Sweat

Jayna Tomac

Christian Tujo

Kendra Wheeler



USMS Long Distance National Champions

Ranked first in at least one Long Distance National Championship in their age group



Name	Event	Location	Time
Matt Miller	2.4 MILE	Dana Point, CA	59:35.76
Ralph Mohr	1 MILE	Livermore, CA	28:43.5
Dave Radcliff	5 KM	Miromar Lakes, FL	1:25:07
Dave Radcliff	2.4 MILE	Dana Point, CA	1:11:25.13



USMS Long Distance National Individual Records

Set a Long Distance National Record for a Cable Course

Name	Event	Record
Mary Sweat	5-km Postal	1:10:16.35
Mary Sweat	1-Mile Cable	22:17.73
Mary Sweat	2-Mile Cable	45:18.05



USMS National Relay Records

Set a Long Distance National Record

Cable (10)

Age Group	Event	Name	Record
W18+	3 x 1-Mile Cable	Katerine H Carew Anne C Davies Mary Sweat	1:14:51.69
M18+	3 x 1-Mile Cable	Travis G Smith Patrick Lee Scot A Sullivan	1:09:47.33
M35+	3 x 1-Mile Cable	Matt Miller Can (Jon) Ergenekan Hardy Lussier	1:06:51.68
M65+	3 x 1-Mile Cable	Bob A Bruce David A Radcliff Steve M Johnson	1:17:14.10
X18+	4 x 1-Mile Cable	Kris A Denney Anne C Davies Travis G Smith Hardy C Lussier	1:33:51.00
X55+	4 x 1-Mile Cable	Madeleine S Holmberg Mary Sweat David A Radcliff Steve M Johnson	1:43:13.86
W25+	3 x 2-Mile Cable	Ellen L Lee Kendra L Wheeler Mary Sweat	2:21:15.22
M35+	3 x 2-Mile Cable	Matt Miller Can (Jon) Ergenekan Hardy Lussier	2:11:30.92
X18+	4 x 2-Mile Cable	Kendra L Wheeler Maddie Yoder Scot A Sullivan Matt Miller	3:08:27.30
X25+	4 x 2-Mile Cable	Ellen L Lee Mary Sweat Can (Jon) Ergenekan Hardy C Lussier	3:00:33.34

Postal (7)

Age Group	Event	Name	Record
W35+	3 x 5K	Serena Johnson Jayna Tomac Mary Sweat	3:36:05.53
M65+	3 x 5K	Bob Bruce Tom Landis Steve Johnson	3:57:04.68

continued on next page

Age Group	Event	Name	Record
X55+	4 x 5K	Jeanna Summers Mary Sweat Tom Landis Steve Johnson	5:20:08.39
M65+	3 x 3000-yd	Bob Bruce Tom Landis Steve Johnson	2:02:13.19
W35+	3 x 6000-yd	Serena Johnson Mary Sweat Jayna Tomac	3:52:49.01
M65+	3 x 6000-yd	Dave Radcliff Bob Bruce Steve Johnson	4:17:09.03
X35+	4 x 6000 yd	Serena Johnson Jayna Tomac Matt Miller Hardy Lussier	4:55:13.39

USMS Postal Participation Award

This is a series of long distance swims that are conducted at local pools and entered in USMS Long Distance National Championship Postal Events. (One Hour Postal, 5000 Meter Postal, 10,000 Meter Postal, 3000 Yard Postal, 6000 Yard Postal)

Requires participation in all 5 USMS Postal Events

17 swimmers

Only 62 people in the whole nation completed all 5 swims, and 17 of those were from Oregon!

Name	Team	Points	Place
Kelsey Bowen	MACO	55	1
Serena Johnson	LHST	55	1
Hardy Lussier	COMA	55	1
Mary Sweat	OR-Un	55	1
Jayna Tomac	COMA	55	1
Karen Matson	COMA	53	1
Matt Miller	RVM	53	1
Christian Tujo	MACO	51	1
Ralph Mohr,	COMA	49	1
Carol Stark	ORM	48	1
Bob Bruce	COMA	46	1
Brooks Richardson	COMA	46	1
Mark Frost	CGM	45	2
Anicia Criscione	CAT	44	2
Alan Larson	ORM	42	2
Charity Ashworth	LHST	37	2
Mike Carew	COMA	33	3

USMS Open Water Service Award

Established in 2013, the U.S. Masters Swimming Open Water Service Award honors individuals who have made significant service contributions to promoting and building excellence in USMS open water swimming in the following ways: Embodies the USMS mission, vision, goals, and objectives through open water swimming service; contributes to open water notably in several roles (i.e., USMS Open Water/Long Distance national committees, LMSC open water/long distance chair, event and/or safety director, official, coach, clinician, and/or volunteer); contributes to open water notably at different levels of USMS (i.e. national, zone, LMSC, and/or local); or demonstrates extraordinary measurable service achievement and impact.

Bob Bruce — COMA

Very-deserving of recognition, Bob was the first to ever receive this award



OMS Open Water Team Champions

The OMS Association Open Water Championship is a single 1500-meter or 1-mile swim, this year the 1500-meter swim was at Eel Lake. The site rotates from venue to venue.

Large Team

Central Oregon Masters Aquatics



Small Team

OPEN Narwhals



OMS Open Water Series Champions

This is a series of open water swims that are conducted at Oregon venues—lakes, reservoirs, and rivers. Individual results are tabulated for Oregon Masters athletes, with scoring, awards, and recognition for a cumulative series.

Can Ergenekan — Multnomah Athletic Club



Kendra Wheeler — Kroc Aquatic Masters

OMS Mike Morehouse Spirit Award

The Mike Morehead Spirit Award is given annually to someone who displays the highest character of sportsmanship during the Oregon Open Water Series, past and present.

Barb Harris

Central Oregon Masters Aquatics



Ron Thompson

Central Oregon Masters Aquatics



OMS Long Distance Postal Participation Award

*Requires participation in 3 Postal Events in the calendar year
One Hour Swim, 5 or 10-km Swim, and the 3000 or 6000-yard Swim*

24 swimmers

Name	Team	Events Entered					
Charity Ashworth	LHST	1-hr.	5-km	10-km	3000-yd	6000-yd	
Kelsey Bowen	MACO	1-hr.	5-km	10-km	3000-yd	6000-yd	
Bob Bruce	COMA	1-hr.	5-km	10-km	3000-yd	6000-yd	
Mike Carew	COMA	1-hr.	5-km	10-km	3000-yd	6000-yd	
Walt Carter	COMA	1-hr.		10-km	3000-yd	6000-yd	
Anicia Criscione	CAT	1-hr.	5-km	10-km	3000-yd	6000-yd	
Jen Feola	COMA	1-hr.	5-km		3000-yd	6000-yd	
John Foges	OR-Un	1-hr.	5-km		3000-yd	6000-yd	
Mark Frost	CGM	1-hr.	5-km	10-km	3000-yd	6000-yd	
Serena Johnson	LHST	1-hr.	5-km	10-km	3000-yd	6000-yd	
Tom Landis	COMA	1-hr.	5-km		3000-yd		
Alan Larson	ORM	1-hr.	5-km	10-km	3000-yd	6000-yd	
Hardy Lussier	COMA	1-hr.	5-km	10-km	3000-yd	6000-yd	
Karen Matson	COMA	1-hr.	5-km	10-km	3000-yd	6000-yd	
Matt Miller	RVM	1-hr.	5-km	10-km	3000-yd	6000-yd	
Ralph Mohr	COMA	1-hr.	5-km	10-km	3000-yd	6000-yd	
Brooks Richardson	COMA	1-hr.	5-km	10-km	3000-yd	6000-yd	
Gillian Salton	COMA	1-hr.	5-km		3000-yd		
Carol Stark	ORM	1-hr.	5-km	10-km	3000-yd	6000-yd	
Stuntzner, Denise	COMA	1-hr.	5-km		3000-yd		
Charlie Swanson	EA	1-hr.	5-km		3000-yd		
Mary Sweat	OR-Un	1-hr.	5-km	10-km	3000-yd	6000-yd	
Jayna Tomac	COMA	1-hr.	5-km	10-km	3000-yd	6000-yd	
Christian Tujo	MACO	1-hr.	5-km	10-km	3000-yd	6000-yd	

Megan Jendrick

Guest Speaker

Megan Jendrick (Megan Quann), won 2 Gold medals in the 2000 Olympics and a Silver medal in the 2008 Olympics. Megan has set 27 American Records and 4 world records in her USA swimming career. She also has won the National/US Open USA Championships an amazing 20 times. She is a 7 time World record holder and 14 time National record holder in Masters swimming. Megan was the youngest medalist on the USA team in the 2000 Summer Olympics and was featured on the cover of Sports Illustrated. She also was one of the first female swimmers to break the minute barrier in the 100 yard Breaststroke.

Since her recent retirement from USA Swimming she has started her own company ACQUA SWIMMING EVENTS.

She is married to Nathan Jendrick and has a wonderful son named Daethan whom we sometimes get to see at Masters meets!

OMS Postal Series Champions

*This is a series of long distance swims that are conducted at local pools.
One must swim and enter 3 or more events in the calendar year.*

Women:

Kelsey Bowen
Serena Johnson
Jayna Tomac
Mary Sweat

Men:

Hardy Lussier

Program

Welcome/Introductions

Dennis Baker/Jeanne Teisher

Pool Achievements

All Stars

World & National Records

All Americans

Top Ten

Stephen Darnell

Special Awards

Hazel Bressie Spirit

Sandi Rousseau

Gil Young Spirit

Tim Waud

Special Service

Jacki Allender

Art Welch Most Splashes

Ginger Pierson

Long Distance Achievements

USMS All Americans

USMS All Stars

USMS Relay All Americans

Bob Bruce

Outstanding Swimmers

Pool and Long Distance

Female

Karen Andrus-Hughes

Male

David Radcliff

Special Recognition

Ol' Barn Award

Connie Wilson Award

Jeanne Teisher

Guest Speaker

Megan Jendrick



USMS Top Ten — Individual

Ranked in the top ten swims in the Nation in SCY, SCM or LCM for the given year.

Short Course Yards (25 Yards)

Place	Age Group	Name	Age	Event	Time
7	W45-49	Jill M Asch	46	50 Free	25.98
10	W45-50	Jill M Asch	46	51 Breast	34.96
8	W50-54	Kendra L Wheeler	51	1000 Free	12:05.18
7	W50-54	Kendra L Wheeler	51	1650 Free	20:19.44
5	W50-54	Arlene Delmage	50	200 Fly	2:34.86
3	W55-59	Karen Andrus-Hughes	55	50 Free	26.17
1	W55-59	Karen Andrus-Hughes	55	100 Free	57.35
1	W55-59	Karen Andrus-Hughes	55	200 Free	2:09.20
7	W55-59	Mary Sweat	55	500 Free	5:59.44
3	W55-59	Mary Sweat	55	1000 Free	12:00.87
2	W55-59	Mary Sweat	55	1650 Free	19:52.42
1	W55-59	Karen Andrus-Hughes	55	50 Back	29.97
1	W55-59	Karen Andrus-Hughes	55	100 Back	1:05.23
1	W55-59	Karen Andrus-Hughes	55	200 Back	2:24.00
6	W55-59	Karen Andrus-Hughes	55	50 Fly	30.69
3	W55-59	Karen Andrus-Hughes	55	100 IM	1:09.07
4	W55-59	Karen Andrus-Hughes	55	200 IM	2:34.77
8	W60-64	Ann Kastberg	60	50 Breast	38.58
9	W60-64	Ann Kastberg	60	100 Breast	1:24.64
6	W60-64	Ann Kastberg	60	200 Breast	3:05.98
8	W60-64	Janet Gettling	64	200 Fly	3:17.21
2	W70-74	Barbara Frid	71	50 Free	32.77
3	W70-74	Joy Ward	70	50 Free	33.52
2	W70-74	Barbara Frid	71	100 Free	1:13.58
1	W70-74	Barbara Frid	71	200 Free	2:43.13
1	W70-74	Joy Ward	70	50 Back	37.16
4	W70-74	Barbara Frid	70	50 Back	40.88
1	W70-74	Joy Ward	70	100 Back	1:21.68
1	W70-74	Joy Ward	70	200 Back	2:57.22
2	W70-74	Barbara Frid	70	50 Breast	43.21
1	W70-74	Barbara Frid	70	50 Fly	35.68
2	W70-74	Joy Ward	70	50 Fly	37.67
1	W70-74	Joy Ward	70	100 Fly	1:33.95
1	W70-74	Joy Ward	70	200 Fly	3:37.22
1	W70-74	Barbara Frid	70	100 IM	1:25.24
3	W70-74	Joy Ward	70	100 IM	1:31.16
1	W70-74	Joy Ward	70	200 IM	3:17.56
1	W70-74	Joy Ward	70	400 IM	7:00.38
7	W90-94	Elfie J Stevenin	91	50 Free	2:14.52
5	W90-94	Elfie J Stevenin	91	100 Free	5:15.82
4	W90-94	Elfie J Stevenin	91	50 Breast	3:09.51
2	W90-94	Elfie J Stevenin	91	100 IM	5:55.45
8	M35-39	Chip Polito	36	400 IM	4:29.74
10	M40-44	Can (Jon) Ergenekan	40	1000 Free	11:01.94
6	M40-44	Can (Jon) Ergenekan	40	200 Fly	2:08.16
6	M45-49	Michael D Baele	48	100 Free	49.46
5	M45-49	Michael D Baele	48	200 Free	1:49.22
5	M45-49	Michael D Baele	48	50 Fly	24.42
2	M45-49	Michael D Baele	48	100 Fly	53.45
2	M50-54	Dennis G Baker	51	500 Free	5:04.66

Continued — USMS Top Ten Individual — Short Course Yards (25 Yards)

Place	Age Group	Name	Age	Event	Time
4	M50-54	Patrick Allender	54	200 Breast	2:22.62
9	M50-54	Douglas A Christensen	50	50 Fly	25.37
5	M50-54	Dennis G Baker	51	100 Fly	56.19
2	M50-54	Dennis G Baker	51	400 IM	4:31.37
4	M55-59	Wes Edwards	59	100 Back	1:00.15
3	M55-59	Wes Edwards	59	200 Back	2:10.64
10	M60-64	Allen L Stark	64	50 Breast	32.72
7	M60-64	Allen L Stark	64	100 Breast	1:12.95
8	M60-64	Allen L Stark	64	200 Breast	2:42.90
9	M65-69	Bob Bruce	65	1000 Free	12:55.50
5	M65-69	Bob A Bruce	65	1650 Free	21:16.96
10	M65-69	Robert S Smith	69	50 Back	32.45
7	M65-69	Bob A Bruce	65	100 Back	1:11.59
6	M70-74	Tom Landis	71	50 Free	28.09
2	M70-74	Tom Landis	71	100 Free	58.79
1	M70-74	Tom Landis	71	200 Free	2:10.48
1	M70-74	Tom Landis	71	500 Free	6:02.35
1	M70-74	Tom Landis	71	1000 Free	12:20.51
1	M70-74	Tom Landis	71	1650 Free	20:57.52
8	M70-74	Tom Landis	71	50 Fly	33.19
2	M70-74	Tom Landis	71	100 Fly	1:18.77
1	M70-74	Tom Landis	71	200 Fly	2:53.22
4	M70-74	Tom Landis	71	100 IM	1:11.09
1	M70-74	Tom Landis	71	200 IM	2:34.62
1	M70-74	Tom Landis	71	400 IM	5:37.35
1	M75-79	David A Radcliff	78	200 Free	2:20.62
1	M75-79	David A Radcliff	78	500 Free	6:19.18
1	M75-79	David A Radcliff	78	1000 Free	12:48.35
1	M75-79	David A Radcliff	78	1650 Free	21:34.85
10	M75-79	George D Thayer	77	50 Back	39.08
9	M75-79	George D Thayer	77	100 Back	1:28.17
8	M75-79	George D Thayer	77	200 Back	3:16.02
9	M75-79	George D Thayer	77	50 Breast	43.19
7	M80-84	Milton R Marks	82	100 Breast	1:47.09
10	M80-84	Milton R Marks	82	100 IM	1:46.27
1	M90-94	Willard J Lamb	90	50 Free	39.30
1	M90-94	Willard J Lamb	90	100 Free	1:30.30
1	M90-94	Willard J Lamb	90	200 Free	3:23.16
1	M90-94	Willard J Lamb	90	500 Free	8:54.93
1	M90-94	Willard J Lamb	90	1000 Free	18:17.26
1	M90-94	Willard J Lamb	90	1650 Free	30:32.79
1	M90-94	Willard J Lamb	90	50 Back	49.72
1	M90-94	Willard J Lamb	90	100 Back	1:51.21

Short Course Meters (25 Meters)

Place	Age Group	Name	Age	Event	Time
10	W18-24	Jessica Stacy	24	50 Free	29.28
7	W18-24	Jessica Stacy	24	100 Free	1:04.30
5	W18-24	Olivia Schmidt	20	1500 Free	24:14.87
4	W18-24	Jessica Stacy	24	50 Breast	37.37
3	W18-24	Jessica Stacy	24	100 Breast	1:21.02
10	W18-24	Jessica Stacy	24	50 Fly	32.18
6	W30-34	Amy J Holcomb	34	200 Free	2:23.11
5	W30-34	Amy J Holcomb	34	400 Free	4:56.81

Continued — USMS Top Ten Individual — Short Course Meters (25 Meters)

Place	Age Group	Name	Age	Event	Time
10	W30-34	Amy E Johnson	34	400 Free	5:01.96
3	W30-34	Amy J Holcomb	34	800 Free	10:06.76
5	W30-34	Amy E Johnson	34	800 Free	10:12.94
1	W30-34	Amy J Holcomb	34	1500 Free	19:16.83
2	W30-34	Amy E Johnson	34	1500 Free	19:39.16
7	W30-34	Jennifer M Faith	32	50 Breast	37.25
7	W30-34	Amanda Metz	33	100 Breast	1:24.51
8	W30-34	Aubree M Gustafson	32	100 Breast	1:25.05
4	W30-34	Jennifer M Faith	32	200 Breast	3:02.89
6	W30-34	Aubree M Gustafson	32	200 Breast	3:06.03
7	W30-34	Amanda Metz	33	200 Breast	3:08.41
3	W30-34	Amy E Johnson	34	200 Fly	2:45.37
9	W30-34	Amy E Johnson	34	400 IM	6:01.03
10	W30-34	Aubree M Gustafson	32	400 IM	6:02.20
5	W35-39	Sonja Skinner	37	50 Free	29.14
8	W35-39	Becky R McKean	39	50 Free	29.83
6	W35-39	Sonja Skinner	37	100 Free	1:04.06
10	W35-39	Serena H Johnson	36	100 Free	1:05.76
5	W35-39	Serena H Johnson	36	200 Free	2:23.83
6	W35-39	Sonja Skinner	37	400 Free	5:08.20
5	W35-39	Serena H Johnson	36	800 Free	10:45.82
7	W35-39	Tessa Reeves	35	800 Free	11:27.62
5	W35-39	Wendy J McGrane	37	1500 Free	21:49.63
7	W35-39	Elizabeth A Strausbaugh	37	1500 Free	22:00.84
4	W35-39	Serena H Johnson	36	50 Back	33.88
7	W35-39	Serena H Johnson	36	100 Back	1:15.10
2	W35-39	Serena H Johnson	36	200 Back	2:38.92
9	W35-39	Wendy J McGrane	37	200 Back	3:00.09
7	W35-39	Sonja Skinner	37	100 Breast	1:25.65
6	W35-39	Sonja Skinner	37	50 Fly	31.64
3	W35-39	Sonja Skinner	37	100 Fly	1:11.25
10	W35-39	Becky R McKean	39	100 IM	1:15.06
8	W35-39	Sonja Skinner	37	200 IM	2:42.14
6	W40-44	Cynthia A Werhane	44	1500 Free	21:51.65
7	W40-44	Sara Q Nelson	41	200 Breast	3:10.83
9	W40-44	Cynthia A Werhane	44	200 Fly	3:31.69
7	W40-44	Sara Q Nelson	41	400 IM	6:02.21
4	W45-49	Jill M Asch	47	50 Free	29.21
7	W45-49	Jill M Asch	47	100 Free	1:05.88
8	W45-49	Elizabeth A Watkins	48	400 Free	5:07.12
3	W45-49	Elizabeth A Watkins	48	800 Free	10:24.83
5	W45-49	Jill M Asch	47	50 Back	34.55
9	W45-49	Gillian G Salton	45	200 Back	2:49.73
9	W45-49	Jill M Asch	47	50 Breast	39.32
10	W45-49	Jill M Asch	47	100 Breast	1:27.26
8	W45-49	Jill M Asch	47	50 Fly	32.73
9	W50-54	Arlene Delmage	51	200 Free	2:30.88
10	W50-54	Valerie G Jenkins	50	200 Free	2:31.46
7	W50-54	Cherie L Touchette	50	800 Free	11:13.77
8	W50-54	Terri L Tynismaa	51	800 Free	11:18.17
9	W50-54	Terri L Tynismaa	51	1500 Free	21:28.25
10	W50-54	Cherie L Touchette	50	1500 Free	21:33.12
4	W50-54	Valerie G Jenkins	50	50 Back	34.65
9	W50-54	Ann R Goodman	54	100 Back	1:20.84
9	W50-54	Ann R Goodman	54	200 Back	2:55.86
9	W50-54	Arlene Delmage	51	200 Breast	3:17.86

Continued — USMS Top Ten Individual — Short Course Meters (25 Meters)

Place	Age Group	Name	Age	Event	Time
5	W50-54	MJ Caswell	52	50 Fly	33.31
4	W50-54	Arlene Delmage	51	100 Fly	1:18.40
9	W50-54	Valerie G Jenkins	50	100 IM	1:19.59
5	W50-54	MJ Caswell	52	200 IM	2:56.37
10	W50-54	Dianne Viales	51	200 IM	3:00.03
6	W50-54	Dianne Viales	51	400 IM	6:18.44
2	W55-59	Karen Andrus-Hughes	56	50 Free	30.28
5	W55-59	Mary Sweat	56	400 Free	5:17.13
2	W55-59	Mary Sweat	56	800 Free	10:38.04
1	W55-59	Mary Sweat	56	1500 Free	20:06.45
1	W55-59	Karen Andrus-Hughes	56	50 Back	34.08
1	W55-59	Karen Andrus-Hughes	56	100 Back	1:15.22
1	W55-59	Karen Andrus-Hughes	56	200 Back	2:47.18
3	W55-59	Karen Andrus-Hughes	56	50 Fly	34.02
1	W55-59	Karen Andrus-Hughes	56	100 IM	1:16.31
5	W60-64	Madeleine S Holmberg	61	200 Back	3:16.75
7	W60-64	Teri L Hendryx	60	200 Back	3:27.03
10	W60-64	Mary Anne Royle	61	200 Back	3:36.49
8	W60-64	Ann Kastberg	61	50 Breast	43.75
8	W60-64	Ann Kastberg	61	100 Breast	1:36.78
7	W60-64	Ann Kastberg	61	200 Breast	3:37.21
8	W60-64	Madeleine S Holmberg	61	100 Fly	1:42.23
5	W60-64	Madeleine S Holmberg	61	400 IM	7:02.17
5	W65-69	Janet Gettling	65	50 Free	35.32
5	W65-69	Janet Gettling	65	100 Free	1:21.96
10	W65-69	Christine M Clum	67	100 Free	1:26.76
7	W65-69	Janet Gettling	65	200 Free	3:04.93
7	W65-69	Janet Gettling	65	400 Free	6:27.48
10	W65-69	Janet Gettling	65	800 Free	14:06.90
5	W65-69	Lauren Binder	66	1500 Free	26:22.06
6	W65-69	Janet Gettling	65	1500 Free	26:33.05
6	W65-69	Janet Gettling	65	50 Back	45.35
9	W65-69	Sandi Rousseau	66	50 Back	46.31
7	W65-69	Sandi Rousseau	66	100 Back	1:41.67
9	W65-69	Christine M Clum	67	100 Back	1:45.01
10	W65-69	Janet Gettling	65	100 Back	1:50.05
7	W65-69	Janet Gettling	65	200 Back	3:45.28
1	W65-69	Janet Gettling	65	50 Breast	43.52
5	W65-69	Ginger L Pierson	67	50 Breast	46.26
2	W65-69	Janet Gettling	65	100 Breast	1:39.79
5	W65-69	Ginger L Pierson	67	100 Breast	1:44.85
8	W65-69	Christine M Clum	67	100 Breast	1:48.23
3	W65-69	Janet Gettling	65	200 Breast	3:43.30
4	W65-69	Ginger L Pierson	67	200 Breast	3:43.90
8	W65-69	Christine M Clum	67	200 Breast	3:54.73
5	W65-69	Janet Gettling	65	50 Fly	40.51
6	W65-69	Sandi Rousseau	66	50 Fly	41.10
7	W65-69	Janet Gettling	65	100 Fly	1:37.93
10	W65-69	Ginger L Pierson	67	100 Fly	1:51.59
3	W65-69	Janet Gettling	65	200 Fly	3:44.23
5	W65-69	Ginger L Pierson	67	200 Fly	4:03.72
7	W65-69	Alice J Zabudsky	68	200 Fly	4:20.59
3	W65-69	Janet Gettling	65	100 IM	1:30.96
8	W65-69	Ginger L Pierson	67	100 IM	1:39.42
3	W65-69	Janet Gettling	65	200 IM	3:27.55
2	W65-69	Janet Gettling	65	400 IM	7:23.21

Continued — USMS Top Ten Individual — Short Course Meters (25 Meters)

Place	Age Group	Name	Age	Event	Time
10	W65-69	Joan Delgado	68	400 IM	8:48.87
1	W70-74	Barbara Frid	71	50 Free	38.29
3	W70-74	Sue C Calnek-Morris	70	50 Free	38.74
1	W70-74	Barbara Frid	71	100 Free	1:25.69
6	W70-74	Sue C Calnek-Morris	70	100 Free	1:31.03
2	W70-74	Barbara Frid	71	200 Free	3:03.59
7	W70-74	Sue C Calnek-Morris	70	200 Free	3:29.03
5	W70-74	Sue C Calnek-Morris	70	400 Free	6:57.44
4	W70-74	Sue C Calnek-Morris	70	800 Free	14:07.81
9	W70-74	Peggy S Whiter	70	800 Free	16:59.46
3	W70-74	Sue C Calnek-Morris	70	1500 Free	25:58.09
8	W70-74	Peggy S Whiter	70	1500 Free	32:11.65
1	W70-74	Joy Ward	71	50 Back	42.48
1	W70-74	Joy Ward	71	100 Back	1:32.48
1	W70-74	Joy Ward	71	200 Back	3:23.63
9	W70-74	Peggy S Whiter	70	50 Breast	1:01.24
1	W70-74	Barbara Frid	71	50 Fly	41.73
2	W70-74	Joy Ward	71	50 Fly	43.22
1	W70-74	Joy Ward	71	100 Fly	1:46.81
1	W70-74	Joy Ward	71	200 Fly	3:53.70
2	W70-74	Barbara Frid	71	100 IM	1:39.37
4	W70-74	Joy Ward	71	100 IM	1:41.24
1	W70-74	Joy Ward	71	400 IM	7:35.12
7	W75-79	Bonnie B Speer	79	800 Free	23:21.66
9	W75-79	Bonnie B Speer	79	1500 Free	44:15.06
5	M18-24	Kevin M Zwart	24	200 Free	2:07.14
4	M18-24	Kevin M Zwart	24	400 Free	4:35.53
10	M18-24	Travis G Smith	19	400 Free	4:56.22
2	M18-24	Kevin M Zwart	24	800 Free	9:33.50
4	M18-24	Connor Brenda	18	100 Back	1:00.96
9	M18-24	Connor Brenda	18	50 Breast	32.19
9	M18-24	Connor Brenda	18	100 IM	1:03.70
6	M18-24	Grant D Aldred	20	400 IM	5:51.57
8	M25-29	Andrew S Otos	25	50 Back	29.96
8	M25-29	Nick Wood	25	200 Breast	2:45.77
9	M25-29	Nick Wood	25	200 Fly	2:46.33
8	M25-29	Nick Wood	25	400 IM	5:17.89
8	M30-34	Brock H Jones	32	800 Free	9:59.15
9	M30-34	Jonathan G Matthews	34	1500 Free	19:22.46
10	M30-34	Brock H Jones	32	1500 Free	19:31.53
6	M30-34	Kevin H Cleary	30	200 Fly	2:27.26
7	M35-39	Jeff A Nason	38	200 Free	2:08.60
5	M35-39	Jeff A Nason	38	400 Free	4:37.28
8	M35-39	Robbert van Anandel	39	400 Free	4:41.30
10	M35-39	David Ashmore	39	400 Free	4:46.29
1	M35-39	Chip Polito	37	800 Free	9:18.50
3	M35-39	Jeff A Nason	38	800 Free	9:40.25
5	M35-39	Robbert van Anandel	39	800 Free	9:54.55
6	M35-39	Matt Miller	36	800 Free	9:57.39
1	M35-39	Chip Polito	37	1500 Free	17:48.09
5	M35-39	Matt Miller	36	1500 Free	19:20.38
6	M35-39	Adam Trexler	35	1500 Free	19:33.44
6	M35-39	Keith M Ebbert	37	50 Back	30.27
9	M35-39	Byron Olsen	35	50 Back	31.51
10	M35-39	Jeff A Nason	38	50 Back	31.58
10	M35-39	Jeff A Nason	38	100 Back	1:07.88

Continued — USMS Top Ten Individual — Short Course Meters (25 Meters)

Place	Age Group	Name	Age	Event	Time
5	M35-39	Chip Polito	37	200 Back	2:25.83
6	M35-39	Jeff A Nason	38	200 Back	2:27.04
4	M35-39	Chip Polito	37	200 Breast	2:41.68
9	M35-39	Robbert van Anandel	39	200 Breast	2:45.15
8	M35-39	Byron Olsen	35	100 Fly	1:05.60
10	M35-39	Adam Trexler	35	100 Fly	1:05.82
4	M35-39	Jeffrey A Nason	38	200 Fly	2:32.67
7	M35-39	Adam Trexler	35	200 Fly	2:39.85
2	M35-39	Chip Polito	37	200 IM	2:18.20
2	M35-39	Chip Polito	37	400 IM	5:03.71
4	M35-39	Robbert van Anandel	39	400 IM	5:16.15
6	M35-39	Jeffrey A Nason	38	400 IM	5:17.71
10	M35-39	David Ashmore	39	400 IM	5:30.18
7	M40-44	Michael A Servant	42	100 Free	57.26
6	M40-44	Can (Jon) Ergenekan	41	200 Free	2:05.56
7	M40-44	Can (Jon) Ergenekan	41	800 Free	9:39.32
4	M40-44	Can (Jon) Ergenekan	41	1500 Free	18:18.19
6	M40-44	Gabe G Duus	43	50 Back	30.15
8	M40-44	Gabe G Duus	43	100 Back	1:05.49
9	M40-44	Can (Jon) Ergenekan	41	200 Back	2:26.96
10	M40-44	Gabe G Duus	43	200 Back	2:29.57
5	M40-44	Justin M Slade	41	50 Breast	32.04
4	M40-44	Brad R Bachulis	43	100 Breast	1:08.69
4	M40-44	Brad R Bachulis	43	200 Breast	2:33.34
4	M40-44	Justin M Slade	41	50 Fly	27.06
10	M40-44	Gabe G Duus	43	50 Fly	27.69
3	M40-44	Can (Jon) Ergenekan	41	100 Fly	1:01.19
7	M40-44	Gabe G Duus	43	100 Fly	1:02.73
3	M40-44	Can Ergenekan	41	200 Fly	2:21.57
10	M40-44	Justin M Slade	41	100 IM	1:04.81
7	M40-44	Brad R Bachulis	43	400 IM	5:24.91
10	M40-44	Christian F Tujo	42	400 IM	5:38.71
8	M45-49	Hardy C Lussier	48	100 Free	56.48
6	M45-49	Hardy C Lussier	48	400 Free	4:24.00
3	M45-49	Hardy C Lussier	48	800 Free	9:13.34
4	M45-49	Hardy C Lussier	48	1500 Free	17:42.47
10	M45-49	Keith D Peters	48	1500 Free	19:32.64
9	M45-49	Eric C Moore	45	100 Back	1:06.77
5	M45-49	Eric C Moore	45	200 Back	2:26.48
8	M45-49	James L Proffitt	48	200 Back	2:31.55
4	M45-49	Scot A Sullivan	47	200 Breast	2:47.03
6	M45-49	Timothy P Waud	46	200 Breast	2:48.21
3	M45-49	Hardy C Lussier	48	100 Fly	1:03.92
7	M45-49	John H McComish	47	100 Fly	1:05.30
9	M45-49	John C Gessner	47	100 Fly	1:06.52
8	M45-49	John C Gessner	47	200 Fly	2:31.29
7	M45-49	Keith D Peters	48	100 IM	1:06.15
7	M45-49	Scot A Sullivan	47	200 IM	2:28.59
5	M45-49	John C Gessner	47	400 IM	5:22.12
10	M45-49	Timothy P Waud	46	400 IM	5:30.81
1	M50-54	Dennis G Baker	52	200 Free	2:06.04
9	M50-54	Dennis G Baker	52	400 Free	4:51.79
1	M50-54	Dennis G Baker	52	1500 Free	17:42.01
10	M50-54	Kris Calvin	51	1500 Free	19:53.31
5	M50-54	Keith Uebele	52	50 Back	31.30
9	M50-54	Keith Uebele	52	100 Back	1:08.92

Continued — USMS Top Ten Individual — Short Course Meters (25 Meters)

Place	Age Group	Name	Age	Event	Time
8	M50-54	Keith Uebele	52	200 Back	2:31.79
7	M50-54	Douglas A Christensen	50	50 Fly	28.09
1	M50-54	Dennis G Baker	52	100 Fly	1:02.23
7	M50-54	Douglas A Christensen	50	100 Fly	1:04.55
1	M50-54	Dennis G Baker	52	200 Fly	2:19.12
9	M50-54	Douglas A Christensen	50	100 IM	1:07.67
3	M50-54	Dennis G Baker	52	400 IM	5:06.26
10	M50-54	David Hathaway	53	400 IM	5:39.31
8	M55-59	Patrick Allender	55	200 Free	2:18.53
10	M55-59	Peter R Metzger	58	50 Back	32.44
7	M55-59	Peter R Metzger	58	100 Back	1:10.79
9	M55-59	Patrick Allender	55	50 Breast	34.34
3	M55-59	Patrick Allender	55	100 Breast	1:13.09
1	M55-59	Patrick Allender	55	200 Breast	2:37.93
10	M55-59	Curt R LaCount	55	50 Fly	29.59
6	M55-59	Patrick Allender	55	200 Fly	2:43.38
3	M55-59	Patrick Allender	55	200 IM	2:27.34
6	M55-59	Patrick Allender	55	400 IM	5:32.15
3	M60-64	Mike J Tennant	60	50 Free	26.58
7	M60-64	Wes Edwards	60	50 Free	27.10
4	M60-64	Mike J Tennant	60	100 Free	1:01.60
2	M60-64	Wes Edwards	60	50 Back	32.51
4	M60-64	Doug Brockbank	60	50 Back	33.03
10	M60-64	Mike J Tennant	60	50 Back	35.80
1	M60-64	Wes Edwards	60	100 Back	1:06.99
8	M60-64	Steve A Mann	61	100 Back	1:16.82
1	M60-64	Wes Edwards	60	200 Back	2:28.90
3	M60-64	Allen L Stark	64	50 Breast	35.22
5	M60-64	Steve A Mann	61	50 Breast	36.17
2	M60-64	Allen L Stark	64	100 Breast	1:18.07
10	M60-64	Wes Edwards	60	100 Breast	1:27.15
3	M60-64	Allen L Stark	64	200 Breast	2:55.12
8	M60-64	Mike J Tennant	60	50 Fly	31.30
4	M60-64	Mike J Tennant	60	100 Fly	1:12.78
8	M60-64	Doug Brockbank	60	100 Fly	1:15.82
9	M60-64	Tom Phipps	60	200 Fly	3:19.62
10	M60-64	Allen L Stark	64	200 Fly	3:20.67
6	M60-64	Steve A Mann	61	100 IM	1:12.13
7	M60-64	Doug Brockbank	60	100 IM	1:12.16
6	M60-64	Mike J Tennant	60	200 IM	2:46.37
4	M60-64	Wes Edwards	60	400 IM	6:05.73
8	M60-64	Kermit D Yensen	60	400 IM	6:20.21
10	M60-64	Tom Phipps	60	400 IM	6:34.20
10	M65-69	Bob A Bruce	65	50 Free	30.37
6	M65-69	Steve M Johnson	65	400 Free	5:24.05
7	M65-69	Bob A Bruce	65	400 Free	5:33.85
3	M65-69	Steve M Johnson	65	800 Free	11:13.47
7	M65-69	Bob A Bruce	65	800 Free	11:42.31
3	M65-69	Bob A Bruce	65	1500 Free	22:07.01
10	M65-69	Bob A Bruce	65	50 Back	37.37
4	M65-69	Steve M Johnson	65	200 Back	3:01.76
9	M65-69	Bob A Bruce	65	200 Breast	3:23.05
5	M65-69	Bob A Bruce	65	200 IM	3:02.81
9	M70-74	Robert S Smith	70	50 Free	31.92
2	M70-74	Tom Landis	71	100 Free	1:06.28
2	M70-74	Tom Landis	71	200 Free	2:26.61

Continued — USMS Top Ten Individual — Short Course Meters (25 Meters)

Place	Age Group	Name	Age	Event	Time
1	M70-74	Tom Landis	71	400 Free	5:16.95
1	M70-74	Tom Landis	71	800 Free	11:33.33
8	M70-74	Ralph Mohr	72	800 Free	13:20.02
1	M70-74	Tom Landis	71	1500 Free	21:40.77
10	M70-74	Ralph Mohr	72	1500 Free	25:10.23
2	M70-74	Robert S Smith	70	50 Back	35.40
2	M70-74	Robert S Smith	70	100 Back	1:21.67
3	M70-74	Robert S Smith	70	200 Back	3:08.48
8	M70-74	Robert S Smith	70	50 Breast	42.96
7	M70-74	Robert S Smith	70	100 Breast	1:38.47
4	M70-74	Ralph Mohr	72	100 Fly	1:37.30
2	M70-74	Tom Landis	71	200 Fly	3:20.93
3	M70-74	Tom Landis	71	100 IM	1:19.98
8	M70-74	Robert S Smith	70	100 IM	1:26.75
2	M70-74	Tom Landis	71	200 IM	2:55.18
9	M70-74	Ronald K Nakata	74	200 IM	3:31.01
1	M70-74	Tom Landis	71	400 IM	6:17.67
10	M70-74	Richard H Juhala	70	400 IM	8:53.46
6	M75-79	Brent L Lake	75	800 Free	16:56.77
7	M75-79	Brent L Lake	75	1500 Free	31:56.78
8	M75-79	George D Thayer	77	50 Back	45.33
7	M75-79	George D Thayer	77	100 Back	1:47.54
7	M75-79	George D Thayer	77	200 Back	3:51.55
10	M75-79	Brent L Lake	75	200 Back	4:14.72
10	M75-79	George D Thayer	77	100 Breast	2:05.73
8	M80-84	Lew Hollander	83	1500 Free	44:59.24
1	M90-94	Willard J Lamb	91	50 Free	42.69
1	M90-94	Willard J Lamb	91	100 Free	1:39.29
1	M90-94	Willard J Lamb	91	400 Free	7:51.96
1	M90-94	Willard J Lamb	91	800 Free	16:20.40
1	M90-94	Willard J Lamb	91	1500 Free	31:01.09
1	M90-94	Willard J Lamb	91	50 Back	56.39
1	M90-94	Willard J Lamb	91	100 Back	1:59.76
1	M90-94	Willard J Lamb	91	200 Back	4:29.29

Long Course Meters (50 Meters)

Place	Age Group	Name	Age	Event	Time
2	W18-24	Meghan F Zimmer	24	50 Free	27.45
1	W18-24	Meghan F Zimmer	24	100 Free	59.89
10	W18-24	Olivia Schmidt	20	800 Free	12:14.54
4	W18-24	Samantha M Oliszewski	20	1500 Free	20:11.92
10	W18-24	Olivia Schmidt	20	1500 Free	24:12.34
9	W35-39	Sonja Skinner	37	100 Free	1:06.17
9	W35-39	Serena H Johnson	36	50 Back	36.88
6	W35-39	Serena H Johnson	36	100 Back	1:18.12
4	W35-39	Serena H Johnson	36	200 Back	2:49.19
10	W35-39	Sonja Skinner	37	50 Fly	32.51
6	W35-39	Sonja Skinner	37	100 Fly	1:16.96
10	W40-44	Jody L Smith	44	200 Free	2:26.09
5	W40-44	Jody L Smith	44	50 Back	34.71
4	W40-44	Jody L Smith	44	100 Back	1:14.70
4	W40-44	Jody L Smith	44	200 Back	2:37.83
3	W40-44	Jody L Smith	44	50 Fly	31.44
7	W40-44	Jody L Smith	44	100 Fly	1:17.15

Continued — USMS Top Ten Individual — Long Course Meters (50 Meters)


Place	Age Group	Name	Age	Event	Time
3	W45-49	Jill M Asch	47	50 Free	29.96
10	W45-49	Jill M Asch	47	50 Back	36.27
6	W45-49	Jill M Asch	47	50 Breast	40.92
9	W45-49	Jill M Asch	47	100 Breast	1:31.42
10	W50-54	Valerie G Jenkins	50	50 Free	30.41
9	W50-54	Arlene Delmage	51	1500 Free	21:23.18
2	W50-54	Valerie G Jenkins	50	50 Back	33.34
1	W50-54	Valerie G Jenkins	50	100 Back	1:14.25
6	W50-54	Valerie G Jenkins	50	50 Breast	40.45
9	W50-54	Ellen Ferguson	51	100 Breast	1:30.66
10	W50-54	Arlene Delmage	51	200 Breast	3:21.90
4	W50-54	Valerie G Jenkins	50	50 Fly	32.15
10	W50-54	Denise E Stuntzner	51	50 Fly	32.96
4	W50-54	Arlene Delmage	51	100 Fly	1:14.66
5	W50-54	Denise E Stuntzner	51	100 Fly	1:16.78
1	W50-54	Arlene Delmage	51	200 Fly	2:48.74
4	W50-54	Denise E Stuntzner	51	200 Fly	3:03.97
9	W50-54	Ellen Ferguson	51	200 IM	2:55.37
10	W50-54	Arlene Delmage	51	400 IM	6:25.47
2	W55-59	Karen Andrus-Hughes	56	50 Free	30.39
1	W55-59	Karen Andrus-Hughes	56	100 Free	1:06.94
8	W55-59	Karen Andrus-Hughes	56	200 Free	2:32.81
1	W55-59	Karen Andrus-Hughes	56	50 Back	35.20
1	W55-59	Karen Andrus-Hughes	56	100 Back	1:18.58
2	W55-59	Karen Andrus-Hughes	56	200 Back	2:55.12
1	W55-59	Colette M Crabbe	57	50 Breast	38.55
1	W55-59	Colette M Crabbe	57	100 Breast	1:25.70
1	W55-59	Colette M Crabbe	57	200 Breast	3:07.24
6	W55-59	Karen Andrus-Hughes	56	50 Fly	34.67
7	W55-59	Colette M Crabbe	57	50 Fly	34.99
3	W55-59	Colette M Crabbe	57	100 Fly	1:18.10
1	W55-59	Colette M Crabbe	57	200 IM	2:45.39
1	W55-59	Colette M Crabbe	57	400 IM	5:53.27
10	W60-64	Elke M Asleson	61	200 Fly	4:10.42
6	W65-69	Janet Gettling	65	50 Free	35.45
6	W65-69	Janet Gettling	65	100 Free	1:21.47
9	W65-69	Janet Gettling	65	200 Free	3:13.25
7	W65-69	Janet Gettling	65	400 Free	6:33.76
5	W65-69	Janet Gettling	65	1500 Free	26:24.17
9	W65-69	Janet Gettling	65	50 Back	45.73
1	W65-69	Janet Gettling	65	50 Breast	44.76
2	W65-69	Janet Gettling	65	100 Breast	1:41.89
3	W65-69	Janet Gettling	65	200 Breast	3:50.64
6	W65-69	Janet Gettling	65	100 Fly	1:42.80
3	W65-69	Janet Gettling	65	200 Fly	3:47.17
3	W65-69	Janet Gettling	65	200 IM	3:31.10
4	W65-69	Janet Gettling	65	400 IM	7:32.96
2	W70-74	Joy Ward	71	50 Free	37.39
9	W70-74	Peggy S Whiter	70	50 Free	45.22
2	W70-74	Sue C Calnek-Morris	70	100 Free	1:28.75
2	W70-74	Sue C Calnek-Morris	70	800 Free	14:17.13
1	W70-74	Sue C Calnek-Morris	70	1500 Free	26:19.44
1	W70-74	Joy Ward	71	50 Back	43.99
1	W70-74	Joy Ward	71	100 Back	1:36.18
1	W70-74	Joy Ward	71	200 Back	3:27.14
1	W70-74	Joy Ward	71	50 Fly	44.15

Continued — USMS Top Ten Individual — Long Course Meters (50 Meters)

Place	Age Group	Name	Age	Event	Time
1	W70-74	Joy Ward	71	100 Fly	1:50.85
1	W70-74	Joy Ward	71	200 Fly	4:17.24
2	W70-74	Joy Ward	71	200 IM	3:47.19
8	W75-79	Geraldine L Kawabata	79	1500 Free	33:50.63
6	M18-24	Grant D Aldred	20	1500 Free	20:59.11
3	M18-24	Terry C Rolfe	24	50 Back	29.59
6	M18-24	Grant D Aldred	20	200 Fly	2:39.93
3	M25-29	Nick Wood	25	200 Fly	2:46.20
9	M30-34	Jonathan G Matthews	34	800 Free	10:22.39
10	M30-34	Brock H Jones	32	800 Free	10:26.90
6	M30-34	Brock H Jones	32	1500 Free	20:30.62
5	M30-34	Kevin H Cleary	30	200 Fly	2:36.16
7	M35-39	Matt Miller	36	400 Free	4:51.78
4	M35-39	Matt Miller	36	800 Free	10:09.55
3	M35-39	Matt Miller	36	1500 Free	19:27.39
9	M40-44	Gabe G Duus	43	50 Back	31.89
7	M40-44	Gabe G Duus	43	100 Back	1:07.97
10	M40-44	Gabe G Duus	43	50 Fly	28.11
8	M40-44	Gabe G Duus	43	100 Fly	1:03.95
7	M45-49	Eric Wan	47	100 Free	58.05
10	M45-49	Scot A Sullivan	47	50 Back	32.62
9	M45-49	Scot A Sullivan	47	100 Breast	1:17.65
6	M45-49	Scot A Sullivan	47	200 Breast	2:50.24
10	M45-49	Timothy P Waud	46	200 Breast	2:52.24
10	M45-49	Scot A Sullivan	47	200 IM	2:34.35
3	M50-54	Dennis G Baker	52	400 Free	4:32.17
7	M50-54	Douglas A Christensen	50	50 Fly	28.54
7	M50-54	Dennis G Baker	52	100 Fly	1:05.39
1	M50-54	Dennis G Baker	52	200 Fly	2:16.12
2	M50-54	Dennis G Baker	52	200 IM	2:21.77
2	M50-54	Dennis G Baker	52	400 IM	5:02.51
8	M55-59	Patrick Allender	55	50 Breast	35.32
1	M55-59	Patrick Allender	55	100 Breast	1:14.76
1	M55-59	Patrick Allender	55	200 Breast	2:42.40
3	M55-59	Patrick Allender	55	200 IM	2:32.16
5	M60-64	Mike J Tennant	60	50 Free	27.38
9	M60-64	Wes Edwards	60	50 Free	28.02
4	M60-64	Mike J Tennant	60	100 Free	1:01.24
4	M60-64	Wes Edwards	60	50 Back	32.94
8	M60-64	Doug Brockbank	60	50 Back	34.59
10	M60-64	Steve A Mann	61	50 Back	35.17
3	M60-64	Wes Edwards	60	100 Back	1:11.50
2	M60-64	Wes Edwards	60	200 Back	2:36.95
9	M60-64	Steve A Mann	61	50 Breast	38.15
5	M60-64	Wes Edwards	60	50 Fly	30.30
3	M60-64	Mike J Tennant	60	100 Fly	1:11.93
7	M60-64	Wes Edwards	60	200 IM	2:49.01
4	M60-64	Wes Edwards	60	400 IM	6:11.10
10	M65-69	Steve M Johnson	65	200 Free	2:34.16
8	M65-69	Steve M Johnson	65	400 Free	5:33.87
8	M65-69	Steve M Johnson	65	800 Free	11:38.98
5	M65-69	Jed P Cronin	65	1500 Free	22:46.68
4	M70-74	Robert S Smith	70	50 Back	39.78
3	M70-74	Robert S Smith	70	100 Back	1:29.39
5	M70-74	Robert S Smith	70	200 Back	3:17.66
4	M70-74	Tom Landis	71	100 Free	1:09.50

Continued — USMS Top Ten Individual — Long Course Meters (50 Meters)

Place	Age Group	Name	Age	Event	Time
3	M70-74	Tom Landis	71	400 Free	5:52.07
1	M70-74	Tom Landis	71	800 Free	11:43.14
1	M70-74	Tom Landis	71	1500 Free	22:03.10
4	M70-74	Robert S Smith	70	50 Back	39.78
3	M70-74	Robert S Smith	70	100 Back	1:29.39
5	M70-74	Robert S Smith	70	200 Back	3:17.66
2	M70-74	Tom Landis	71	400 IM	6:50.94
5	M75-79	David A Radcliff	79	100 Free	1:20.13
1	M75-79	David A Radcliff	79	200 Free	2:38.71
1	M75-79	David A Radcliff	79	400 Free	5:37.58
1	M75-79	David A Radcliff	79	800 Free	11:36.23
1	M75-79	David A Radcliff	79	1500 Free	21:46.15
8	M75-79	George D Thayer	77	50 Back	47.08
9	M75-79	George D Thayer	77	100 Back	1:46.31
9	M75-79	George D Thayer	77	200 Back	4:09.71
2	M90-94	Willard J Lamb	91	50 Free	49.91
1	M90-94	Willard J Lamb	91	100 Free	1:47.13
1	M90-94	Willard J Lamb	91	200 Free	3:41.77
1	M90-94	Willard J Lamb	91	400 Free	8:09.14
1	M90-94	Willard J Lamb	91	800 Free	16:28.37
1	M90-94	Willard J Lamb	91	1500 Free	31:15.97
1	M90-94	Willard J Lamb	91	50 Back	54.96
1	M90-94	Willard J Lamb	91	100 Back	2:03.58
1	M90-94	Willard J Lamb	91	200 Back	4:30.54



USMS Top Ten — Relays

Ranked in the top ten swims in the Nation in SCY, SCM or LCM for the given year.

Short Course Yards (25 Yards)

Place	Age Group	Event	Time	Name (Age)
1	M35+	400 Medley	04:00.47	Scot A Sullivan(46) Patrick Allender(54) Can (Jon) Ergenekan(40) Brent C Washburne(51)
9	X55+	200 Medley	02:06.09	Karen Andrus-Hughes(55) William A Heinemann(55) Barbara Frid(71) Mike W Peytonww(57)

Short Course Meters (25 Meters)

Place	Age Group	Event	Time	Name (Age)
2	M160-199	200 Free	1:41.76	Justin M Slade (41) David Ashmore (39) Wes Edwards (60)
7	M160-199	200 Free	1:50.07	Brad R Bachulis (43) Robbert van Anandel (39) Bryan C Watt (48) Timothy P Waud (46) Byron Olsen (35)
4	M160-199	200 Medley	1:58.99	Wes Edwards (60) Brad R Bachulis (43) David Ashmore (39) Justin M Slade (41) Byron Olsen (35)
9	M160-199	200 Medley	2:03.45	Robbert van Anandel (39) Timothy P Waud (46) Bryan C Watt (48)
4	M200-239	200 Free	1:48.98	James L Proffitt (48) John C Gessner (47) Mike J Tennant (60) Hardy C Lussier (48)
5	M200-239	200 Free	1:49.25	Brent C Washburne (52) Scot A Sullivan (47) Mike W Peyton (58) Eric C Moore (45)
5	M200-239	200 Medley	2:02.03	James L Proffitt (48) Hardy C Lussier (48) John C Gessner (47) Mike J Tennant (60)
6	M200-239	200 Medley	2:03.86	Eric C Moore (45) Scot A Sullivan (47) Brent C Washburne (52)
1	M240-279	200 Free	1:55.92	Mike W Peyton (58) Steve A Mann (61) Tom Landis (71) Peter R Metzger (58) Kris Calvin (51)
6	M240-279	200 Free	2:10.46	Bob A Bruce (65) Kermit D Yensen (60) Michael P Carew (64) Michael J Douglas (56)
1	M240-279	200 Medley	2:11.17	Peter R Metzger (58) Jim A Ivelich (51) Tom Landis (71) Steve A Mann (61)
4	M240-279	200 Medley	2:28.54	Bob A Bruce (65) Michael P Carew (64) Kermit D Yensen (60) Jan Voeller (52)
4	M280-319	200 Free	2:28.89	George D Thayer (77) Roger A Rudolph (70) Ralph Mohr (72)
5	M280-319	200 Medley	2:51.40	Bren Hirschberg (68) George D Thayer (77) Ralph Mohr (72) Bren Hirschberg (68) Roger A Rudolph (70)

Continued — USMS Top Ten Relay — Short Course Meters (25 Meters)

Place	Age Group	Event	Time	Name /Age
3	W100-119	200 Free	2:14.57	Olivia Schmidt (20) Emily J Rogers (24) Christine C Somera (28) Vicky Buelow (32)
5	W100-119	200 Medley	2:34.37	Emily J Rogers (24) Olivia Schmidt (20) Vicky Buelow (32) Christine C Somera (28)
3	W120-159	200 Free	2:05.41	Kelly S Dean (41) Kealey M Sitler (36) Maresa Jackson (34) Serena H Johnson (36)
4	W120-159	200 Free	2:06.73	Amanda Metz (33) Tessa Reeves (35) Britta M Daubersmith (48) Sonja Skinner (37)
8	W120-159	200 Free	2:09.63	Elizabeth K Thompson (35) Becky R McKean (39) Janette Wells (41) Elizabeth A Strausbaugh (37)
4	W120-159	200 Medley	2:19.36	Britta M Daubersmith (48) Amanda Metz (33) Sonja Skinner (37) Tessa Reeves (35)
6	W120-159	400 Medley	5:40.01	Gillian G Salton (45) Elizabeth A Strausbaugh (37) Amy E Johnson (34) Wendy J McGrane (37)
3	W160-199	200 Free	2:05.09	Gillian G Salton (45) Michelle DeWeese (41) Kelly V Gouldson (37) Cheryl A Morgen (44)
6	W160-199	200 Free	2:16.81	Jessica Stacy (24) Teri L Hendryx (60) Lindsay Ergenekan (30) Jill M Asch (47)
7	W160-199	200 Free	2:18.74	Aubree M Gustafson (32) Leslie Balderston (53) Cynthia A Werhane (44) Ines Negron (48)
4	W160-199	200 Medley	2:22.26	Serena H Johnson (36) Nancy C Vincent (54) Kelly S Dean (41) Kealey M Sitler (36)
2	W200-239	200 Free	2:04.59	Valerie G Jenkins (50) Arlene Delmage (51) Dianne Viales (51) Karen Andrus-Hughes (56)
7	W200-239	200 Free	2:13.40	MJ Caswell (52) Ann R Goodman (54) Sue Harrington (56) Terri L Tyynismaa (51)
6	W200-239	200 Medley	2:25.50	Ann R Goodman (54) Carolyn L Welty-Fick (49) MJ Caswell (52) Terri L Tyynismaa (51)

Continued — USMS Top Ten Relay — Short Course Meters (25 Meters)


Place	Age Group	Event	Time	Name /Age
9	W200-239	200 Medley	2:36.62	Karen Andrus-Hughes (56) Roxanne J Redwine-Baker (54) Dianne Viales (51) Ines Negron (48)
5	W240-279	200 Free	2:45.51	Jeanna Summers (59) Ellen Summers (59) Ann Kastberg (61) Mary Anne Royle (61)
6	W240-279	200 Free	2:48.38	Janet Gettling (65) Jeanette G Groesz (64) Christine M Clum (67) Peggy S Whiter (70)
8	W240-279	200 Free	3:04.45	Sue C Calnek-Morris (70) Ginger L Pierson (67) Carol R Stark (65) Joan Delgado (68)
9	W240-279	200 Free	3:21.86	Sherry L Bender (54) Bonnie B Speer (79) Theresa (Terri) Anderson (59) Dianne L Thomsen (56)
5	W240-279	200 Medley	2:50.77	Madeleine S Holmberg (61) Janet Gettling (65) Cherie L Touchette (50) Jeanette G Groesz (64)
6	W240-279	200 Medley	2:54.42	Jeanna Summers (59) Ann Kastberg (61) Leslie Balderston (53) Ginger L Pierson (67)
7	W240-279	200 Medley	3:03.39	Mary Anne Royle (61) Sue C Calnek-Morris (70) Joy Ward (71) Karon M Rakoz (53)
3	W240-279	800 Free	13:16.08	Barb Harris (53) Madeleine S Holmberg (61) Janet Gettling (65) Peggy S Whiter (70)
3	X100-119	200 Medley	2:16.27	Jessica Stacy (24) Nick Wood (25) Trevor Yates (35) Lindsay Ergenekan (30)
6	X100-119	200 Medley	2:20.80	Andrew S Otos (25) Olivia Schmidt (20) Jonathan G Matthews (34) Emily J Rogers (24)
2	X120-159	200 Free	1:50.82	Justin M Slade (41) Kealey M Sitler (36) Serena H Johnson (36) Brad R Bachulis (43)
3	X120-159	200 Free	1:51.09	Jill M Asch (47) Eric C Moore (45) Jessica Stacy (24) Can (Jon) Ergenekan (41)
6	X120-159	200 Free	1:53.72	John H McComish (47) Chip Polito (37) Vicky Buelow (32) Christine C Somera (28)

Continued — USMS Top Ten Relay — Short Course Meters (25 Meters)

Place	Age Group	Event	Time	Name /Age
7	X120-159	200 Free	1:54.97	Robbert van Andel (39) Byron Olsen (35) Tessa Reeves (35) Sonja Skinner (37)
8	X120-159	200 Medley	2:07.58	Byron Olsen (35) Robbert van Andel (39) Sonja Skinner (37) Tessa Reeves (35) Chip Polito (37)
10	X120-159	200 Medley	2:11.38	Aubree M Gustafson (32) Adam Trexler (35) Vicky Buelow (32) Jim A Ivelich (51) Michelle DeWeese (41) Gillian G Salton (45) Hardy C Lussier (48)
4	X160-199	200 Free	1:54.06	Dennis G Baker (52) David Hathaway (53) Aubree M Gustafson (32) Karen Andrus-Hughes (56)
5	X160-199	200 Free	1:54.52	Jeff A Nason (38) Jennifer M Faith (32) Patrick Allender (55) Laura S Gannon (57) Anicia Criscione (40) Patrick Allender (55) Jeffrey A Nason (38) Christina M Fox (53)
9	X160-199	200 Medley	2:14.00	Valerie G Jenkins (50) Lou Boone (52) Arlene Delmage (51) Dennis G Baker (52) Peter R Metzger (58) Steve A Mann (61) Cheryl A Morgen (44) Cherie L Touchette (50)
10	X160-199	400 Medley	5:21.98	Ann R Goodman (54) Bill H Sumerfield (53) MJ Caswell (52) Osh McNulty (52) Wes Edwards (60) Nancy C Vincent (54) Kelly S Dean (41) William P Kline (52) Gillian G Salton (45) Mike J Tennant (60) Kermit D Yensen (60) Michelle DeWeese (41)
3	X200-239	200 Medley	2:11.76	Tom Landis (71) Jeanette G Groesz (64) Madeleine S Holmberg (61) Mike J Tennant (60)
4	X200-239	200 Medley	2:13.65	Karen Andrus-Hughes (56) Allen L Stark (64) Karon M Rakoz (53) Bob Kehoe (67)
7	X200-239	200 Medley	2:17.10	
9	X200-239	200 Medley	2:18.86	
10	X200-239	200 Medley	2:21.22	
5	X240-279	200 Free	2:18.59	
1	X240-279	200 Medley	2:25.84	

Continued — USMS Top Ten Relay — Short Course Meters (25 Meters)

Place	Age Group	Event	Time	Name /Age
5	X240-279	200 Medley	2:37.82	Bob A Bruce (65) Janette Wells (41) Tom Landis (71) Jeanette G Groesz (64)
10	X240-279	200 Medley	2:48.66	Mary Anne Royle (61) Buz L Carriker (66) Allen J Larson (60) Jeanna Summers (59) George D Thayer (77) Bren Hirschberg (68) Janet Gettling (65) Peggy S Whiter (70) Ronald K Nakata (74) Willard J Lamb (91) Ginger L Pierson (67) Jeanna Summers (59) Brent L Lake (75) Christine M Clum (67) Alice J Zabudsky (68) Ralph Mohr (72)
3	X280-319	200 Free	2:35.93	George D Thayer (77) Janet Gettling (65) Bren Hirschberg (68) Peggy S Whiter (70) Richard H Juhala (70) Ginger L Pierson (67) Joy Ward (71) Ronald K Nakata (74) Willard J Lamb (91) Karl H Mawson (68) Ann Kastberg (61) Sue C Calnek-Morris (70)
4	X280-319	200 Free	2:40.07	
5	X280-319	200 Free	2:55.56	
1	X280-319	200 Medley	2:56.37	
3	X280-319	200 Medley	3:07.71	
7	X280-319	200 Medley	3:28.34	



Long Course Meters (50 Meters)

Place	Age Group	Event	Time	Name (Age)
2	M100-119	800 Free	9:57.56	Nick Wood (25) Kevin H Cleary (30) Michael McGrath (29)
1	M120-159	400 Free	4:08.58	Jonathan G Matthews (34) Jonathan G Matthews (34) Michael McGrath (29) Bill Clydesdale (46) Gabe G Duus (43)
2	M160-199	800 Free	9:36.00	Scot A Sullivan (47) Christian F Tujo (42) Patrick Allender (55)
8	M200-239	200 Medley	2:06.43	Brent C Washburne (52) David Hathaway (53) Scot A Sullivan (47) Dennis G Baker (52)
1	M240-279	400 Free	4:13.13	Brent C Washburne (52) Steve A Mann (61) Doug Brockbank (60) Wes Edwards (60) Mike J Tennant (60)
1	M280-319	800 Free	10:28.53	Tom Landis (71) David A Radcliff (79) Bob A Bruce (65)
1	W160-199	200 Free	2:00.16	Steve M Johnson (65) Jill M Asch (47) Janice M Campagna (53) Valerie G Jenkins (50)
1	W200-239	200 Medley	2:12.89	Meghan F Zimmer (24) Valerie G Jenkins (50) Colette M Crabbe (57) Arlene Delmage (51)
2	W200-239	400 Medley	5:09.45	Karen Andrus-Hughes (56) Valerie G Jenkins (50) Jill M Asch (47) Arlene Delmage (51)
2	W240-279	400 Free	5:12.57	Karen Andrus-Hughes (56) Karen Andrus-Hughes (56) Joy Ward (71) Janet Gettling (65)
1	X100-119	400 Medley	4:59.67	Arlene Delmage (51) Serena H Johnson (36) Nick Wood (25) Jessica Stacy (24)
8	X120-159	200 Free	1:53.46	Michael McGrath (29) Jonathan G Matthews (34) Jody L Smith (44) Matt Miller (36)
10	X120-159	200 Medley	2:06.96	Meghan F Zimmer (24) Jody L Smith (44) Timothy P Waud (46)
9	X200-239	200 Free	1:59.01	Jonathan G Matthews (34) Meghan F Zimmer (24) Timothy P Waud (46)

Place	Age Group	Event	Time	Name (Age)
1	X200-239	200 Medley	2:08.67	Valerie G Jenkins (50) Karen Andrus-Hughes (56) David Hathaway (53) Valerie G Jenkins (50) Colette M Crabbe (57) Brent C Washburne (52) Eric Wan (47)
1	X200-239	400 Medley	4:49.68	Valerie G Jenkins (50) Patrick Allender (55) Denise E Stuntzner (51)
6	X280-319	200 Free	2:31.29	Brent C Washburne (52) Janet Gettling (65) Joy Ward (71) Willard J Lamb (91)
1	X280-319	800 Free	12:26.57	David A Radcliff (79) Valerie G Jenkins (50) Willard J Lamb (91) Joy Ward (71) Tom Landis (71)





*Produced by
Oregon Masters Swimming, Inc.
April, 2014*